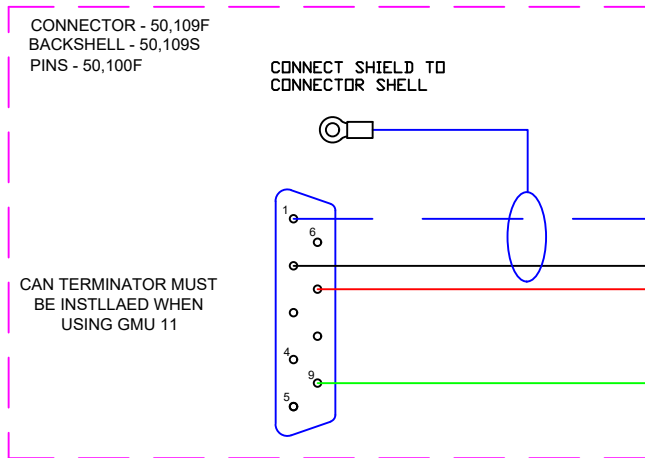
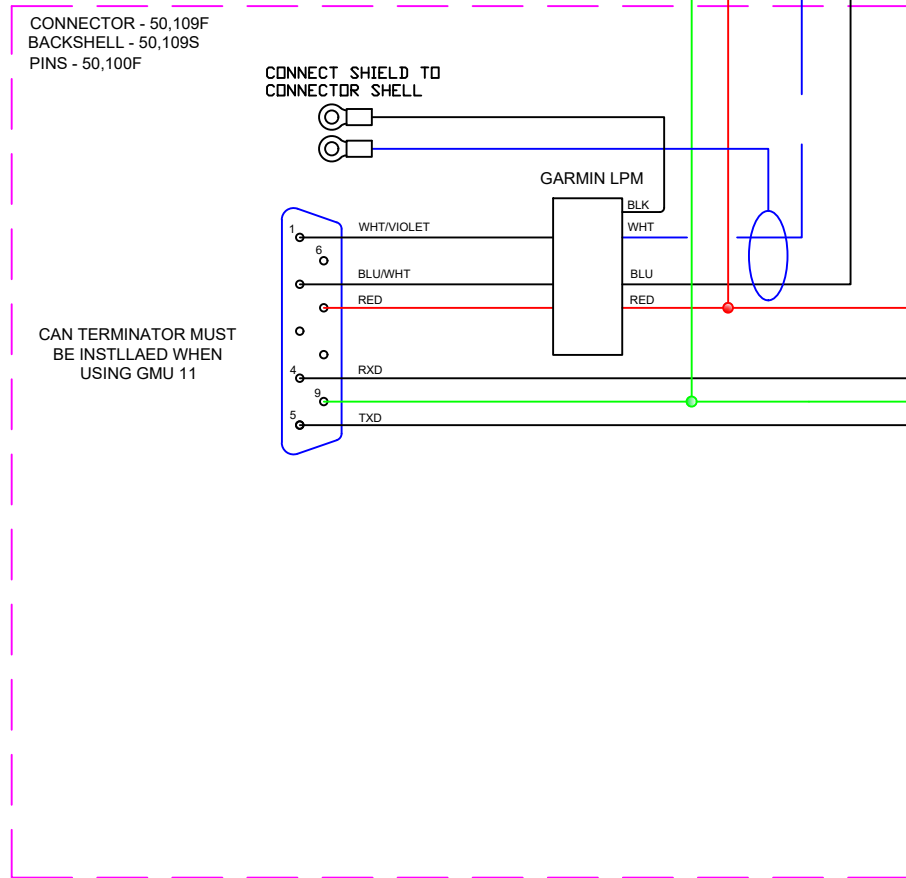


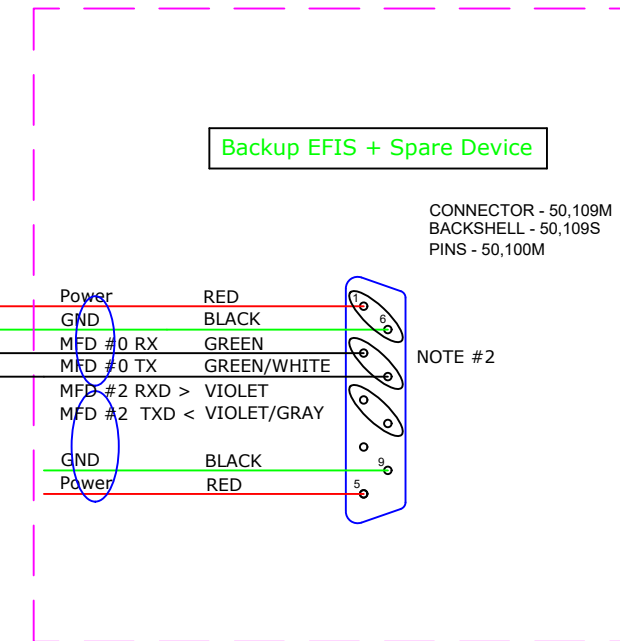
OPTIONAL GMU 11 MAGNETOMETER



Garmin G5



AFS Control Module



CONSTRUCTION NOTES

1. ALL WIRES SHALL BE 22 AWG TEFZEL COATED
2. TWISTED WIRES SHALL HAVE 8-10 TWIST'S PER INCH
3. HEATSHRINK SHALL BE USED TO TERMINATE THE SNAKESKIN AT THE BASE OF EACH DSUB CONNECTOR

SYMBOL KEY



REV	DATE	DESCRIPTION	REV BY
4	10/7/2019	ADDED GMU 11 WIRING	JRH
3	2/1/2019	Moved G5 to MFD #0	IRB
2	1/22/2015	Added Remote Compass	IRB
1	6/19/2014	Initial Drawing	IRB

ITEM	QTY	PART #	DESCRIPTION
NOTES:			
DATE 6/19/14 SCALE NONE			
DRN: IRB APPR: RJH			
This drawing is the property of Advanced Flight Systems Inc. and contains confidential information. It is not to be copied, reproduced or used without written approval.			
TITLE G5 EFIS to ACM HARNESS			P/N 57315
			REV. 5

