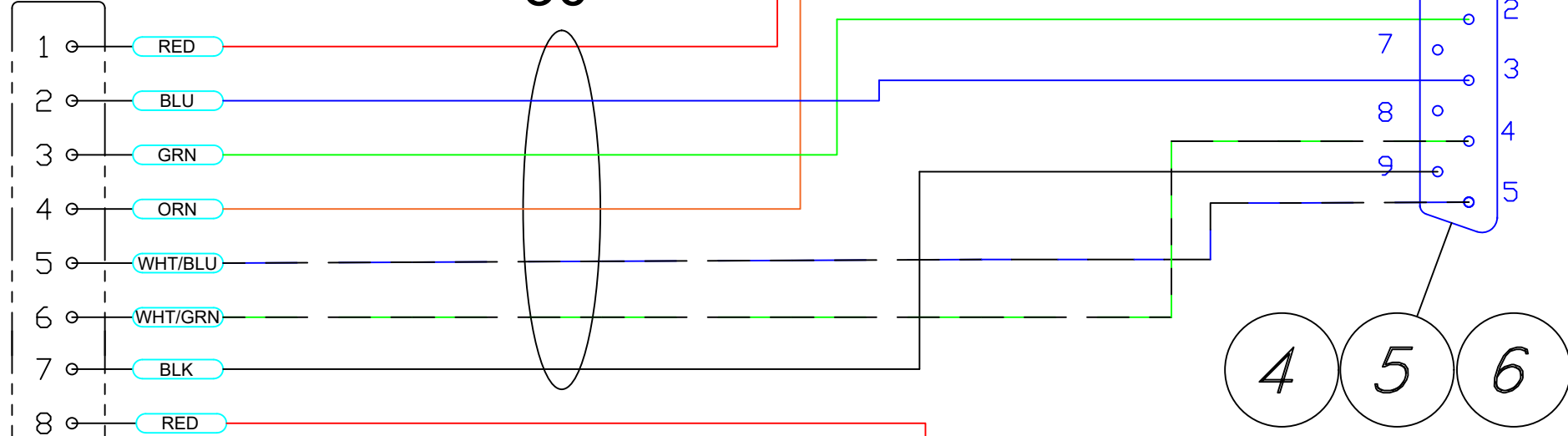


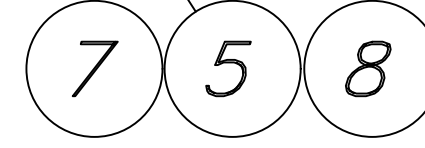
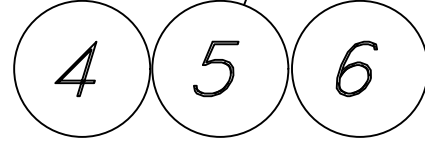
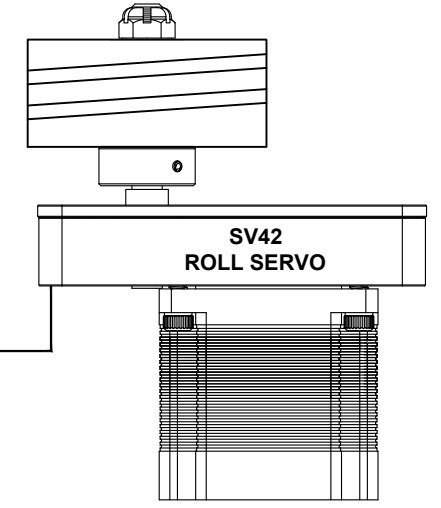
BH3 MALE PINS

30"

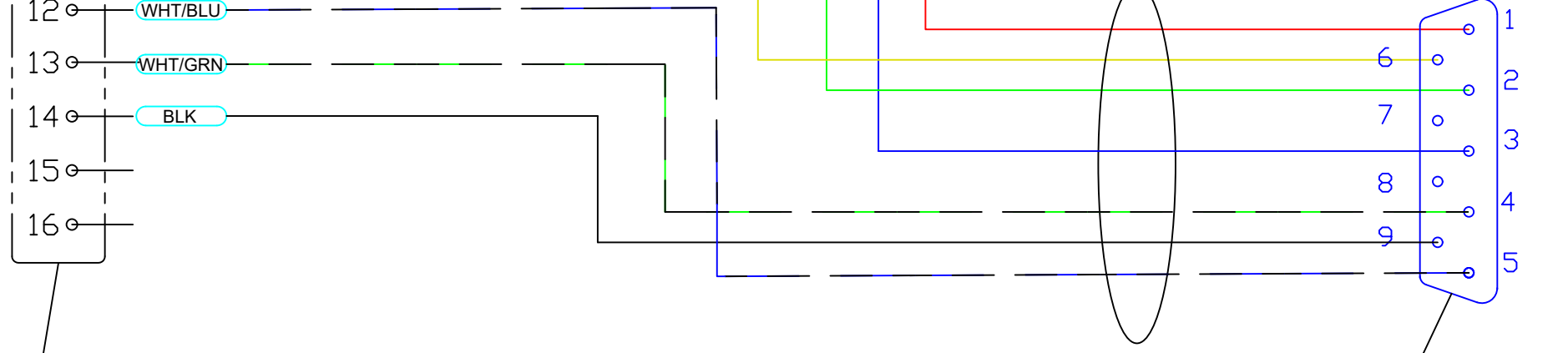


CONNECTOR - 50,109F
 BACKSHELL - 50,109S
 PINS - 50,100F

CONNECTOR - 50,109M
 BACKSHELL - 50,109S
 PINS - 50,100M

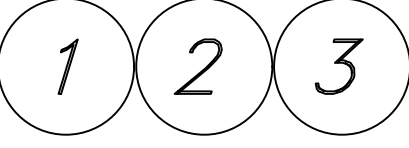
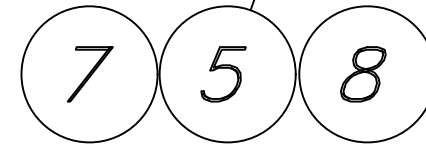

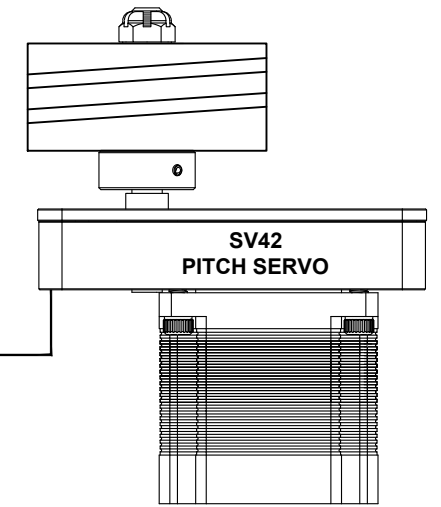


20"



CONNECTOR - 50,109F
 BACKSHELL - 50,109S
 PINS - 50,100F

CONNECTOR - 50,109M
 BACKSHELL - 50,109S
 PINS - 50,100M



ITEM	QTY	PART NUMBER	DESCRIPTION
8	14	50100M	MALE DSUB PINS
7	2	50109M	DSUB 9 Pin Male Connector
6	14	50100F	FEMALE DSUB PINS
5	4	50109S	DSUB-9 SHELL
4	2	50109FS	DSUB 9 Pin Female with Standoff
3	35	50060M	CPC Male Pin
2	1	50065	CPC Backshell With Clamp
1	3	50070F	CPC Female Housing - Male Pins

NOTES:
 DATE 2/10/17 SCALE NONE
 DRN: RJH APPR: RJH

ADVANCED
 FLIGHT SYSTEMS INC.
 PHONE: (503) 263-0037 FAX: (503) 263-1138
 320 REDWOOD ST
 CANBY, OR 97013

REV	DATE	DESCRIPTION	REV BY
1	10/20/14	Initial Drawing	RJH

This drawing is the property of Advanced Flight Systems Inc. and contains confidential information. It is not to be copied, reproduced or used without written approval.

TITLE WIRING DIAGRAM P/N
 BH 3 AP SERVOS 58214-003

B 2