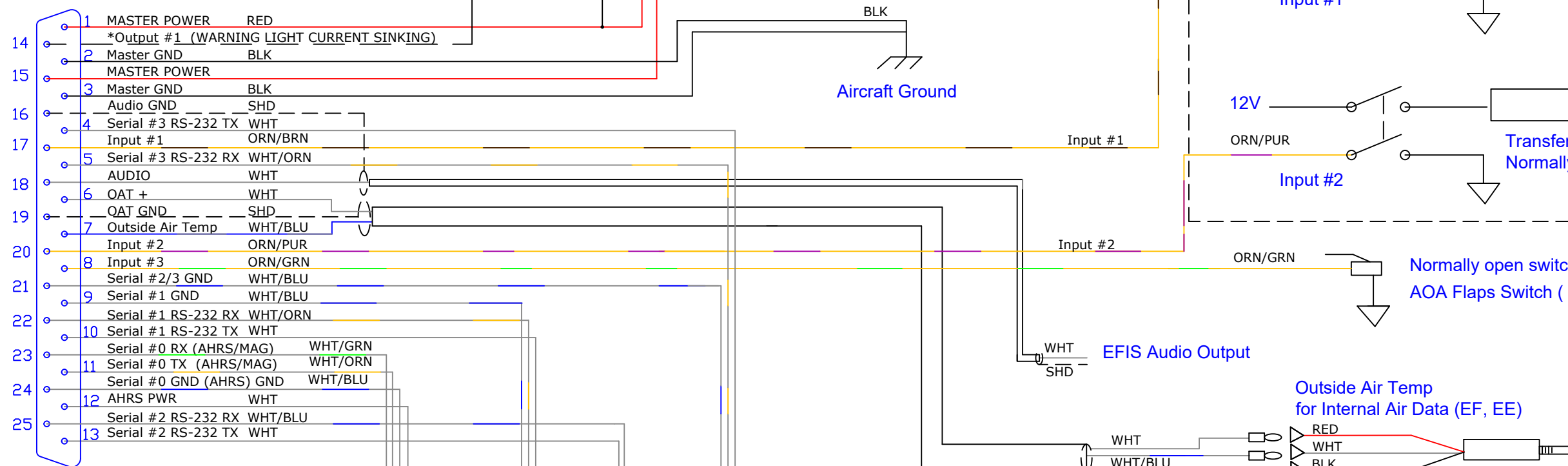


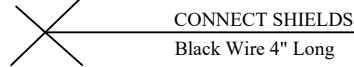
EFIS Main Cable



VIEWED FROM BACK
CABLE DB25 FEMALE

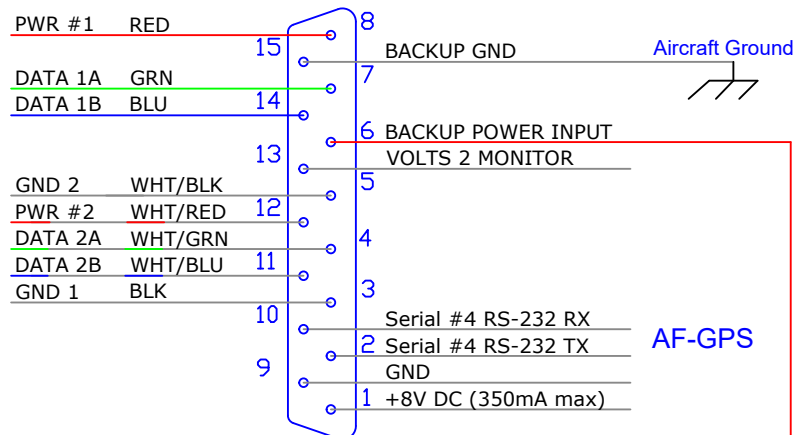
* Indicates harnesses are not populated with that pin

Case Connection



EFIS Expansion Cable ***R7 Hardware

SV Network



VIEWED FROM BACK
CABLE DB15 MALE

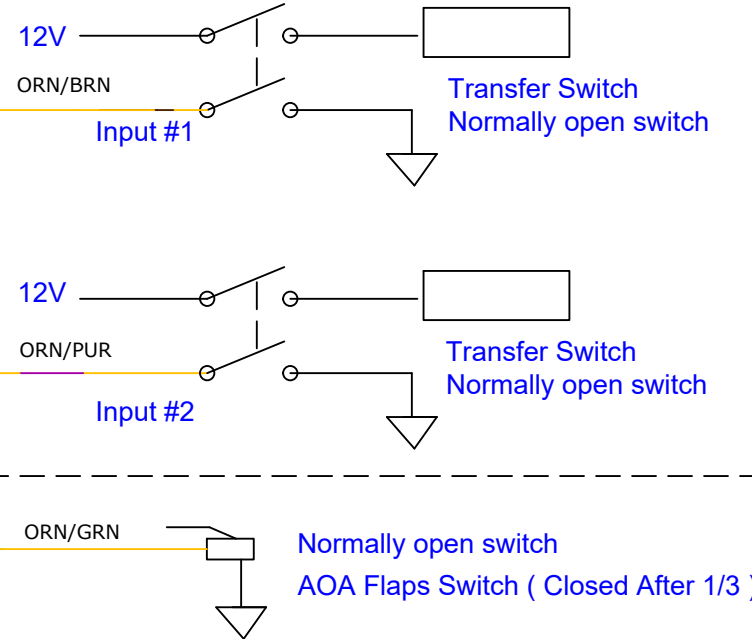
OPTIONAL WARNING LIGHT
(OUTPUT CURRENT SINKING)

5 Amp Breaker

Master Power
10-15V

Aircraft Ground

Glaskair Sportsman Tip Tank Transfer Switch Option



EFIS Audio Output

Outside Air Temp
for Internal Air Data (EF, EE)

Remove for SV-ADAHRS

NAV RADIO

ALTITUDE ENCODER
OUTPUT / TRAFFIC IN

GPS Navigator

Serial #0
or Remote MAG/AHRS

DB-9 Female
(viewed from back)

- WHITE
- BLACK
- ORANGE
- BLUE
- YELLOW
- BROWN
- PURPLE
- RED
- GREEN

ENSURE THAT SENSORS
ARE PROPERLY GROUNDED TO
AIRCRAFT GROUND

5 Amp FUSE

Aircraft Battery or
TCW Backup
Power Module

ITEM	QTY	PART #	DESCRIPTION
NOTES:			
ADVANCED FLIGHT SYSTEMS INC.			
PHONE: (503) 263-0037 FAX: (503) 263-0038 2200 REDWOOD ST Canby, OR 97013			
DATE	2/23/15	SCALE	NONE
DRN	SFM	APPR.	RJH
This drawing is the property of Advanced Flight Systems Inc. and contains confidential information. It is not to be copied, reproduced or used without written approval.			
TITLE	AF-5000 R7 EFIS Main Harness Connections	P/N	53602WD
REV	1	DATE	2/23/2015
DESCRIPTION	Adapted 53600 to R7 - Initial Drawing		
REV BY	SPM	DATE	2/23/2015
REV	1	DATE	2/23/2015
DESCRIPTION	Adapted 53600 to R7 - Initial Drawing		