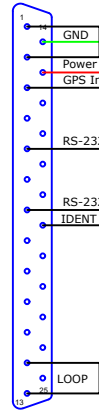


BLACK Ground
 RED RED +12v Power
 ORANGE << RXD
 GREY TXD >>

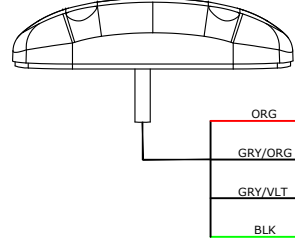
CONNECTOR - 50125F
 BACKSHELL - 50125S
 PINS - 50100F

ACM Transponder Harness



OPTIONAL 72" WIRE LEAD FOR IDENT ON STICK GRIP

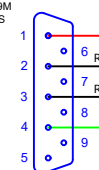
SV-GPS-250



ADS-B

MAIN HARNESS DSUB-9

CONNECTOR - 50,109M
 BACKSHELL - 50,109S
 PINS - 50,100M



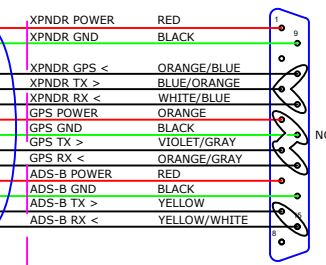
CONNECTOR - 50,109M
 BACKSHELL - 50,109S
 PINS - 50,100M

CONNECTOR - 50,109F
 BACKSHELL - 50,109S
 PINS - 50,100F

AFS Control Module

TRANSPONDER-GPS-ADSB DSUB-15

CONNECTOR - 50,115M
 BACKSHELL - 50,115S
 PINS - 50,100M



NOTE #2

| 7 | 4 | 50424 | Faston Female Connector |
|------|-----|-------------|------------------------------------|
| 6 | 4 | 50423 | Faston Male Connector |
| 5 | 2 | 4-40 v .25" | 4-40 x .25" Female Stand Off Nut |
| 4 | 4 | 50100F | DSUB Female Pin |
| 3 | 1 | 50125S | DSUB 25 Pin Shell |
| 2 | 1 | 50125F | DSUB 25 Female Connector |
| 1 | 1 | TailBeaconX | Uavionix Tail Beacon X Transponder |
| ITEM | QTY | PART # | DESCRIPTION |

NOTES:

DATE 2/14/21 SCALE NONE
 DRN: RJH APN: RJH

This drawing is the property of Advanced Flight Systems Inc. and contains confidential information. It is not to be copied, reproduced or used without written approval.



| | | | | | | |
|-----|------|-------------|--------|----------------------|-------|------|
| REV | DATE | DESCRIPTION | REV BY | TITLE | P/N | REV. |
| | | | | Uavionix TailBeaconX | 74116 | B 1 |