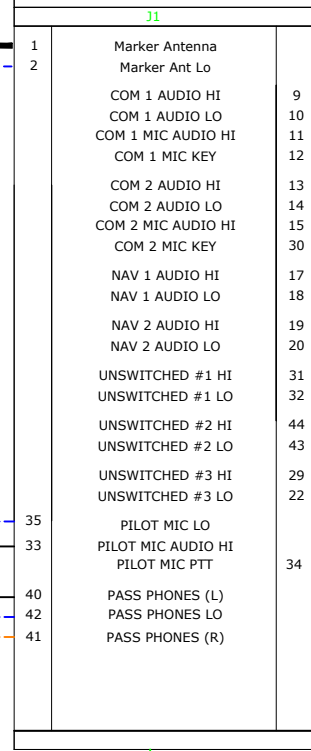


Marker Beacon Antenna  
FEMALE COAX  
CONNECTOR

PMA450 Audio Panel


PMA450C Audio Panel



J-1

Ground Lug on Tray

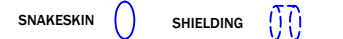
PMA450C Audio Panel



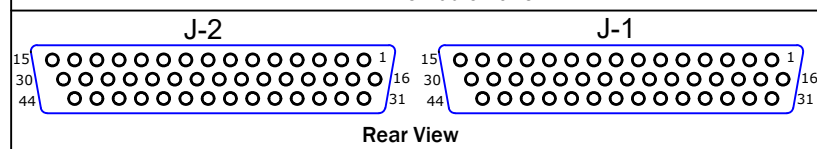
J-2

Ground Lug on Tray

SYMBOL KEY



PMA450 Audio Panel

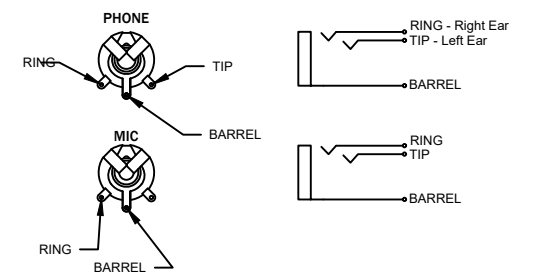
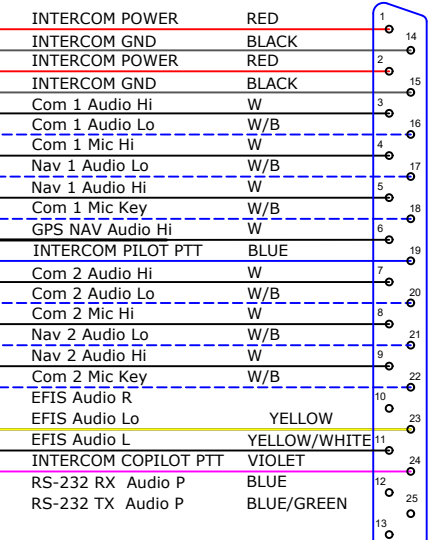


Rear View

AFS Control Module

INTERCOM / Audio Panel

DSUB 25 MALE



CONSTRUCTION NOTES

1. ALL WIRES SHALL BE 22 AWG TEFZEL COATED
2. HEATSHRINK SHALL BE USED TO TERMINATE THE SNAKESKIN AT THE BASE OF EACH DSUB CONNECTOR
3. TERMINATE SHIELD GROUNDS AT AUDIO PANEL

AIRCRAFT	A	ENT	PILOT	COPILOT	PASS 1	PASS 2
SLING TSI	31"	36"	53"	71"	158"	158"
RV-10 Aerosport	40"	36"	72"	72"	72"	72"
RV-10	40"	36"	53"	71"	125"	143"
RANGER	24"	66 1/4"	65 1/4"	65 3/4"	NONE	NONE

ITEM	QTY	PART #	DESCRIPTION
NOTES:			
<b>ADVANCED FLIGHT SYSTEMS INC.</b>			
PHONE: (503) 263-0037 FAX: (503) 263-1138			
320 REDWOOD ST CANBY, OR 97013			
DATE	3/14/24	SCALE	NONE
DRN, R/JH		APRV, R/JH	
This drawing is the property of Advanced Flight Systems Inc. and contains confidential information. It is not to be copied, reproduced or used without written approval.			TITLE
REV			P/N
1	3/14/24	Initial Drawing	PMA450C 4 Place HARNESS
REV	DATE	DESCRIPTION	57662
REV BY			A 1