

GMA340 Audio Panel

J-1

COM 1 AUDIO HI	9	W
COM 1 AUDIO LO	10	W/B
COM 1 MIC AUDIO HI	11	W
COM 1 MIC KEY	12	W/B
COM 2 AUDIO HI	13	W
COM 2 AUDIO LO	14	W/B
COM 2 MIC AUDIO HI	15	W
COM 2 MIC KEY	30	W/B
NAV 1 AUDIO HI	17	W
NAV 1 AUDIO LO	18	W/B
NAV 2 AUDIO HI	19	W
NAV 2 AUDIO LO	20	W/B
UNSWITCHED #1 HI	31	YELLOW/WHITE
UNSWITCHED #1 LO	32	YELLOW
UNSWITCHED #2 HI	44	W
UNSWITCHED #2 LO	43	W
UNSWITCHED #3 HI	29	WHT
UNSWITCHED #3 LO	22	WHT/BLU
PILOT MIC LO	35	BLU/WHT
PILOT MIC AUDIO HI	33	WHT
PILOT MIC PTT	34	BLUE
PASS PHONES (L)	40	WHT
PASS PHONES LO	42	BLU/WHT
PASS PHONES (R)	41	ORN/WHT

J-2

Pilot Phones (L)	16	WHT
Pilot Phones LO	1	BLU/WHT
Pilot Phones (R)	31	ORN/WHT
CoPilot Phones (L)	3	WHT
CoPilot Phones LO	2	BLU/WHT
Co Pilot Phones (R)	4	ORN/WHT
CoPILOT MIC LO	34	BLU/WHT
CoPILOT MIC AUDIO HI	32	WHT
CoPILOT MIC PTT	33	WHT
Pass 1 MIC LO	36	BLU/WHT
Pass 1 MIC AUDIO HI	35	WHT
Pass 2 MIC LO	38	BLU/WHT
Pass 2 MIC AUDIO HI	37	WHT
ENTERTAINMENT 1 LEFT	23	WHT
ENTERTAINMENT 1 RIGHT	24	ORN/WHT
ENTERTAINMENT 1 AUDIO LOW	25	BLU/WHT
COM SWAP	20	WHT
AIRCRAFT POWER	8	WHT
AIRCRAFT POWER	9	WHT
AIRCRAFT GROUND	10	WHT
AIRCRAFT GROUND	11	WHT

AFS Control Module
INTERCOM / Audio Panel

DSUB 25 MALE

INTERCOM POWER	RED	1
INTERCOM GND	BLACK	14
INTERCOM POWER	RED	14
INTERCOM GND	BLACK	14
Com 1 Audio Hi	W	15
Com 1 Audio Lo	W/B	16
Com 1 Mic Hi	W	17
Nav 1 Audio Lo	W/B	18
Nav 1 Audio Hi	W	19
Com 1 Mic Key	W/B	20
GPS NAV Audio Hi	W	21
INTERCOM PILOT PTT	BLUE	22
Com 2 Audio Hi	W	23
Com 2 Audio Lo	W/B	24
Com 2 Mic Hi	W	25
Nav 2 Audio Lo	W/B	26
Nav 2 Audio Hi	W	27
Com 2 Mic Key	W/B	28
EFIS Audio R	YELLOW	29
EFIS Audio Lo	YELLOW/WHITE	30
INTERCOM COPILOT PTT	VIOLET	31
RS-232 RX Audio P	BLUE	32
RS-232 TX Audio P	BLUE/GREEN	33

- CONSTRUCTION NOTES**
- ALL WIRES SHALL BE 22 AWG TEFZEL COATED
 - HEATSHRINK SHALL BE USED TO TERMINATE THE SNAKESKIN AT THE BASE OF EACH DSUB CONNECTOR
 - TERMINATE SHEILD GROUNDS AT AUDIO PANEL

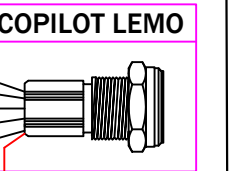
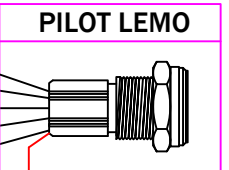
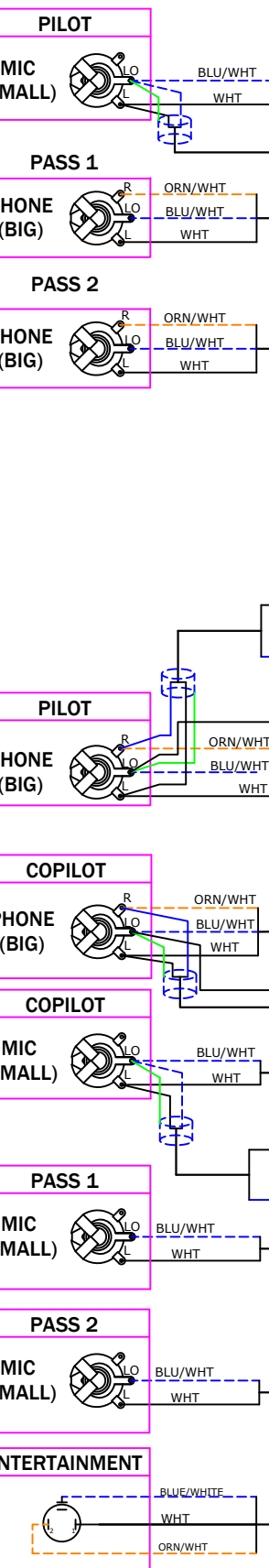
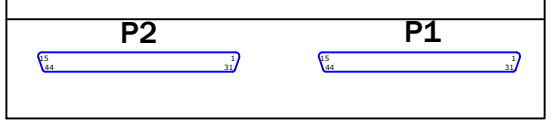
SYMBOL KEY

SNAKESKIN	○
SHIELDING	○

AIRCRAFT	A	ENT	PILOT	COPILOT	PASS 1	PASS 2
SLING TSI	31"	36"	53"	71"	158"	158"
RV-10 Aerosport	40"	36"	72"	72"	72"	72"
RV-10	40"	36"	53"	71"	125"	143"
RANGER	24"	66 1/4"	65 1/4"	65 3/4"	NONE	NONE

ITEM	QTY	PART #	DESCRIPTION
NOTES:			
PHONE: (503) 263-0037 FAX: (503) 263-1138 320 REDWOOD ST CANBY, OR 97013			
DATE	7/21/20	SCALE	NONE
DRN	RJH	APPR	RJH
This drawing is the property of Advanced Flight Systems Inc. and contains confidential information. It is not to be copied, reproduced or used without written approval.			
TITLE	GMA245-340 HARNESS		P/N 57655

GMA340 Audio Panel Rear View



SPLICE INTO AIRCRAFT POWER PIN 9 J2 CONNECTOR

SPLICE INTO AIRCRAFT POWER PIN 9 J2 CONNECTOR

Ground Lug on Tray

Ground Lug on Tray

72" Com Swap on Stick