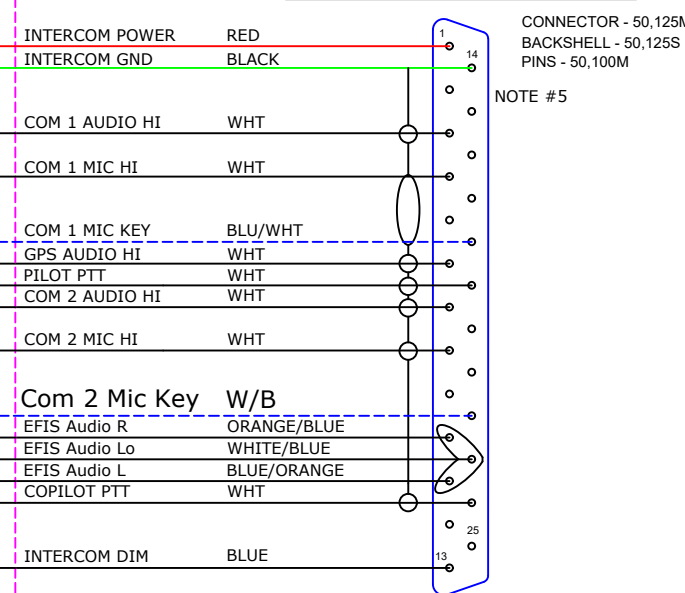


AFS Control Module

INTERCOM/AUDIO PNL DSUB-25



CONNECTOR - 50,125M
BACKSHELL - 50,125S
PINS - 50,100M
NOTE #5

+12V ACM BACKUP EFIS PLUG PIN 5

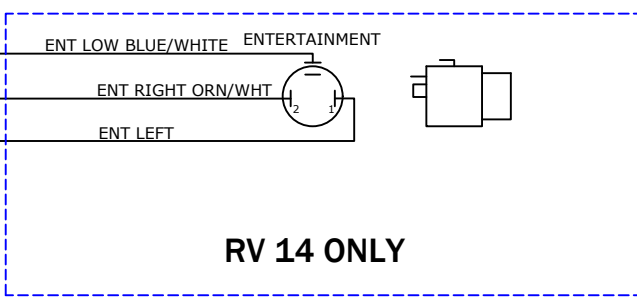
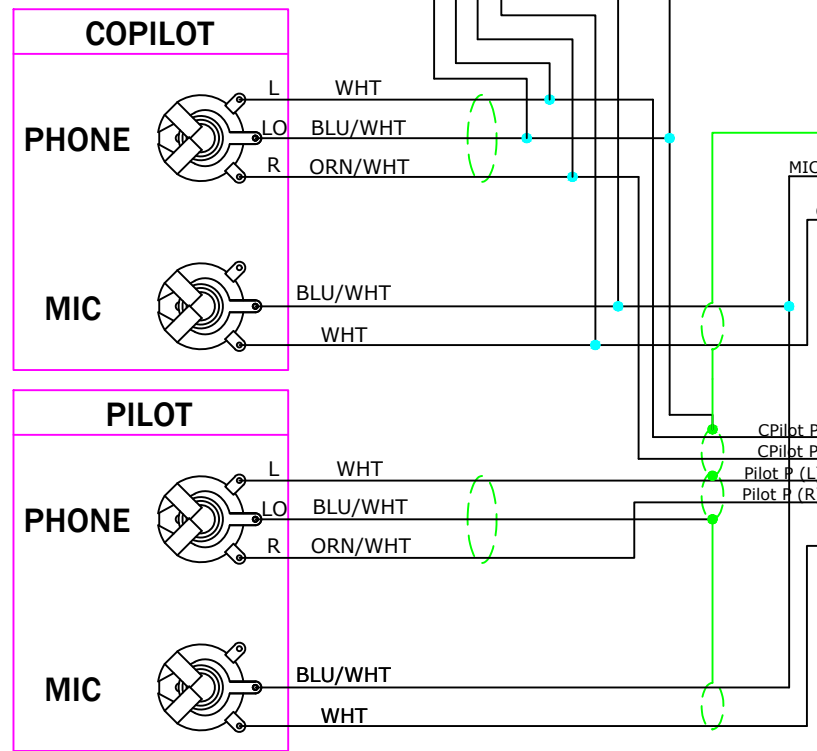
LEMO PLUG

RED	PWR	1
BLK	GND	2
WHT	LEFT	3
BLU	RIGHT	4
WHT	MIC	5
WHT/BLU	MIC GND	6
BLK/WHT	SHIELD	

INTERCOM

MAIN HARNESS DSUB-25
CONNECTOR - 50,125F
BACKSHELL - 50,125S
PINS - 50,100F

- NOTE #4
- 1 Master GND
 - 2 Com 1 Audio Hi
 - 3 Radio 2 Mic
 - 4 Copilot PTT
 - 5 AUX Muting Input
 - 6 AUX Input Non-Mute
 - 7 LED Dimmer
 - 8 ENT LOW BLUE/WHITE
 - 9 EFIS Audio R
 - 10 EFIS Audio L
 - 11 Com 2 Audio Hi
 - 12 EFIS Audio Gnd
 - 13 MASTER POWER
 - 14 MIC GND
 - 15 CPilot MIC
 - 16 CPilot P (L)
 - 17 CPilot P (R)
 - 18 Pilot P (L)
 - 19 Pilot P (R)
 - 20 ENT RIGHT
 - 21 ENT LEFT
 - 22 Radio PTT
 - 23 Radio 1 Mic
 - 24 ENT RIGHT ORN/WHT
 - 25 ENT LEFT

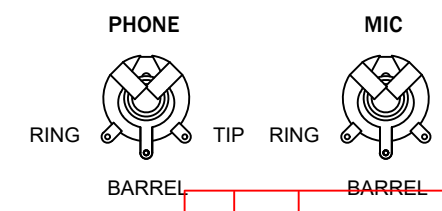


CONSTRUCTION NOTES

- ALL WIRES SHALL BE 22 AWG TEFLON COATED
- TWISTED WIRES SHALL HAVE 8-10 TWIST'S PER INCH
- HEATSHRINK SHALL BE USED TO TERMINATE THE SNAKESKIN AT THE BASE OF EACH DSUB CONNECTOR
- TIE SHEILDS TOGETHER AND TERMINATE AT THE INTERCOM MASTER GND (PIN #1)
- TIE SHEILDS TOGETHER AND TERMINATE AT INTERCOM GROUND

SYMBOL KEY

- SNAKESKIN
- TWO WIRE TWIST
- THREE WIRE TWIST



REV	DATE	DESCRIPTION	REV BY
1	4/21/23	Initial Drawing	IRB

ITEM	QTY	PART #	DESCRIPTION
NOTES:			
<p>ADVANCED FLIGHT SYSTEMS INC.</p> <p>PHONE: (503) 263-0037 FAX: (503) 263-1138</p> <p>320 REDWOOD ST CANBY, OR 97013</p>			
DATE	4/21/23	SCALE	NONE
DRN	IRB	APPV	RJH
<p>This drawing is the property of Advanced Flight Systems Inc. and contains confidential information. It is not to be copied, reproduced or used without written approval.</p>			
TITLE			ACM to Dynon Intercom Dual COM Support
P/N			57620
REV			A
REV			1